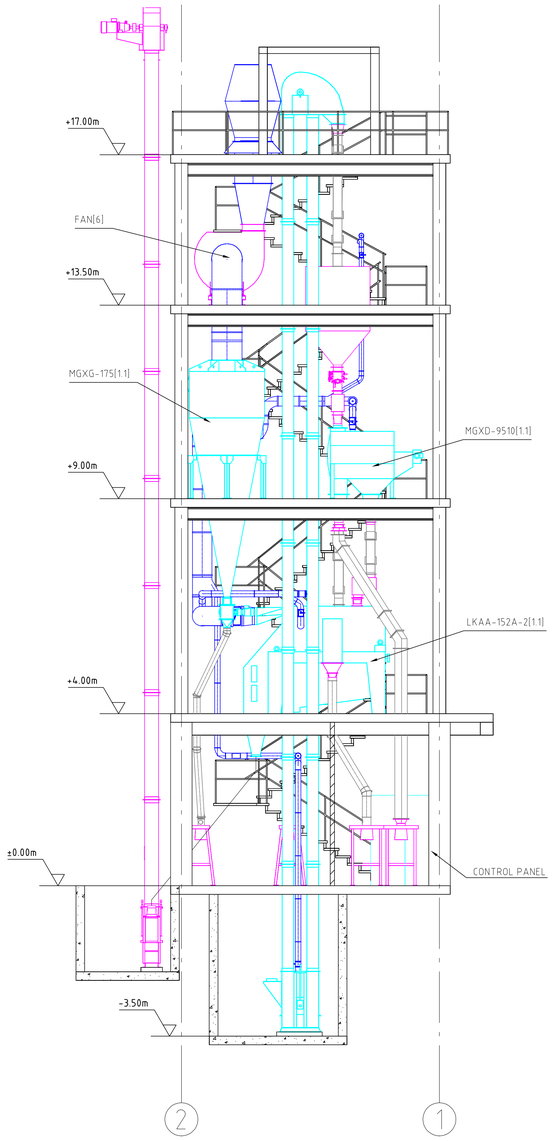

LONGITUDINAL SECTION A-A

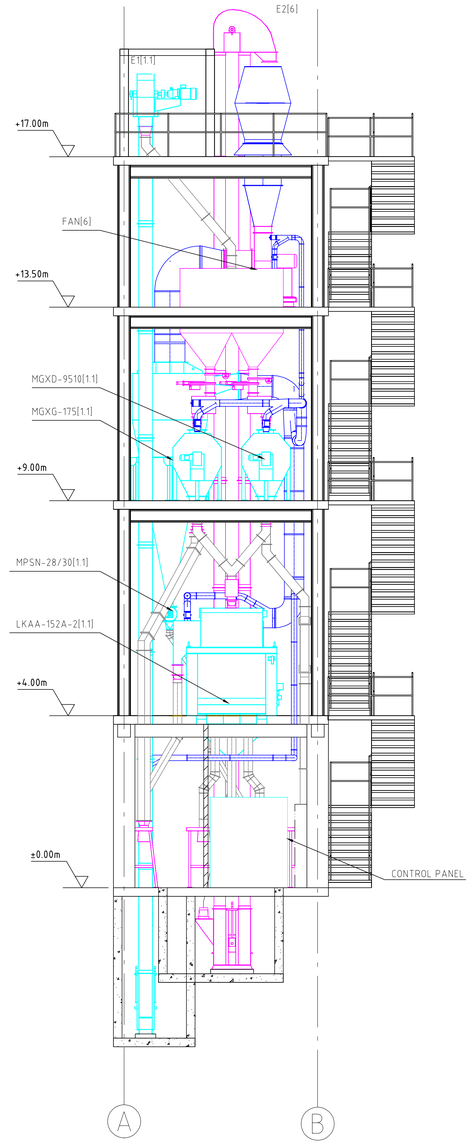

CROSS SECTION 1-1

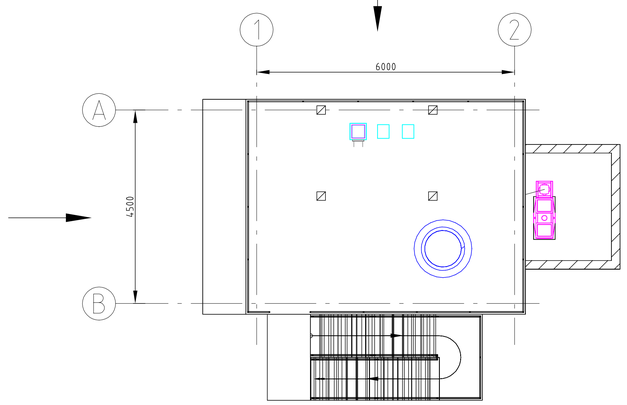

KEY PLAN

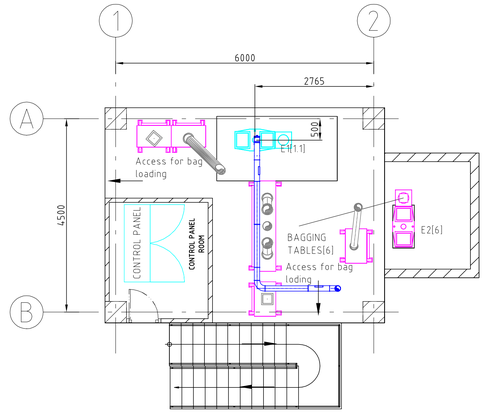

PLAN VIEW ±0.0m

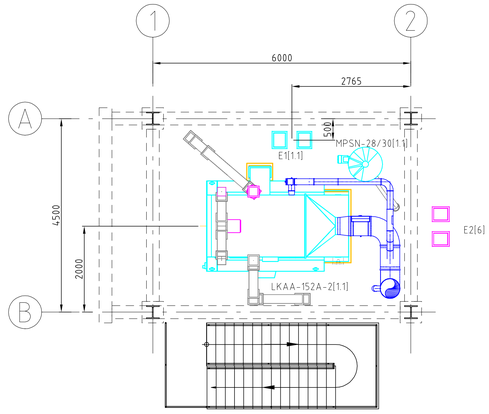

PLAN VIEW +4.0m

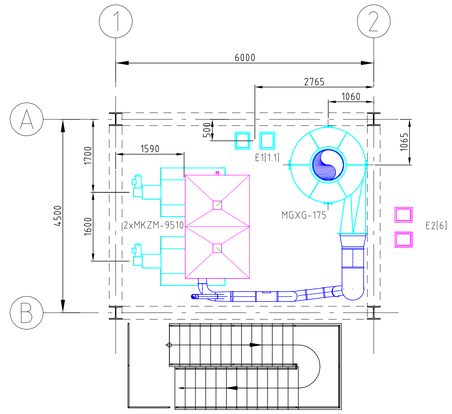

PLAN VIEW +9.0m

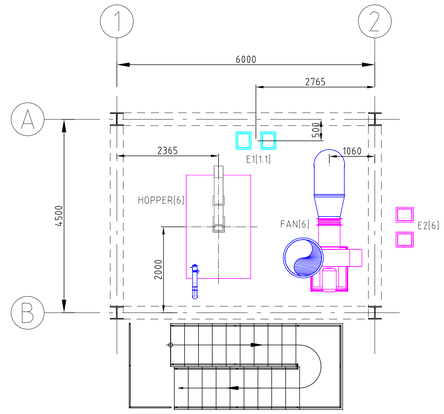

PLAN VIEW +13.5m

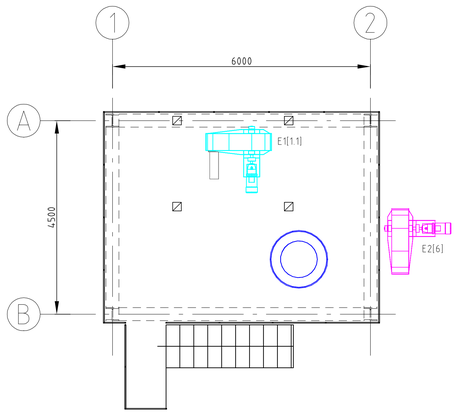

PLAN VIEW +17.0m
ROOF

Note: Stair case shown is tentative customer has to be decide the same.

Spouting concept (Silo and cleaning section)

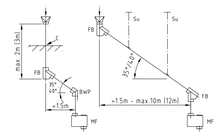

Legend
- MF = machine inlet falling brake
- FB = falling brake
- BWP = Bend with wear plate
- Su = suspension
- C = clamping ring or flange

Spouting angle

silo	40°
1st cleaning	35°
after 1st tempering	40°
after dampener	50°
after collecting hopper/ multigle outlet	50°

LEGEND OF COLORS
- [1] BÜHLER GERMANY
- [1.1] BÜHLER BANGALORE
- [2] EXIST
- [3] OPTION
- [5] FUTURE
- [6] CUSTOMER SUPPLY

REV.	APPD. DATE	DESCRIPTION	DRAWN BY	APPD. BY	ISSUED BY
A	23.03.2018	Control panel position updated	P.H.R	N.B.R	

PLANT OWNER : SMV AGRO PRODUCTS PVT. LTD. RANCHI, INDIA

CONTRACTOR : Buhler India Pvt Ltd Bengaluru, INDIA

PROJECT : Paddy Pre-Cleaning
PRODUCT / CAPACITY : Paddy, 25 TPH

TITLE: MECHANICAL INSTALLATION DRAWING PLAN VIEW,CROSS & LONGITUDINAL SECTION

ISSUE FOR :

Drawn	P.H.R	PEG555	15.03.2018	Contract No.	Project No.
Approved	N.B.R	PEM856	23.03.2018	Replace Drawing No.	Replaced by Drawing No.
Issued				Right Owner Drawing No.	

Bühler (India) Pvt. Ltd Bangalore — BÜHLER — BG-EG

Scale 1:50 — Drawing-Number 90518-INS-0001 — Revision 01

©We reserve all rights in connection with this document

CAD DIN A0